

Creating a CHED-D in IPAFFS: high-risk food and feed of non-animal origin (HRFNAO)

| Steps | How to |
|--|---|
| <p>Open IPAFFS and enter your Government Gateway ID and Password to sign in.</p> | <p>Sign in using Government Gateway</p> <p>Government Gateway user ID This could be up to 12 characters.</p> <input type="text"/> <p>Password <input type="password"/> <input type="button" value="Show"/></p> <input type="button" value="Sign in"/> |
| <p>Click Create a new notification</p> | <p>Your import notifications</p> <p><input type="button" value="Create a new notification"/> <input type="button" value="Clone a certificate"/></p> |
| <p>Select High risk food and feed of non-animal origin and then click on Save and continue</p> | <p>About the consignment</p> <p>What are you importing?</p> <p><input type="radio"/> Live animals</p> <p><input type="radio"/> Products of animal origin, germinal products or animal by-products</p> <p><input checked="" type="radio"/> High risk food and feed of non-animal origin</p> <p><input type="radio"/> Plants, plant products and other objects</p> <p><input type="button" value="Save and continue"/></p> |
| <p>Select the Country of origin from the dropdown list of countries and then click Save and continue</p> | <p>About the consignment</p> <p>Origin of the animal or product</p> <p>Country of origin</p> <p><input type="text" value="Select a country"/></p> <p>▶ If the country of origin is not listed</p> <p><input type="button" value="Save and continue"/></p> |

The **Country of origin** and the **Country from where consigned** will pull through to the next page (from the Country of origin you selected on the previous step). You may need to update this, especially if the consignment has been dispatched from a different country to the country of origin.

Note: the region code will not apply to most CHED-Ds.

Enter your **internal reference number (optional)**

Click **Save and continue**.

About the consignment

Origin of the import

Country of origin

[▶ If the country of origin is not listed](#)

Does your consignment require a region code?

Yes

No

Country from where consigned

Your internal reference number for this consignment (optional)

Enter any internal reference number you want to use to identify this consignment, or leave blank.

Save and continue

Enter the **commodity code** or use the commodity tree and click the blue hyperlink to select the commodity code for the consignment.

You may need to click through different levels within the commodity tree to find the correct commodity. Click the blue hyperlink to view the next level.

Please ensure that the most detailed commodity code available is used, e.g. for chilli powder use

Description of the goods

Commodity

Search commodities

Enter commodity code

Search

Find the commodity in the commodity tree

[All commodities](#)

07 EDIBLE VEGETABLES AND CERTAIN ROOTS AND TUBERS

08 EDIBLE FRUIT AND NUTS; PEEL OF CITRUS FRUIT OR MELONS

09 COFFEE, TEA, MATÉ AND SPICES

0904 2200 19, not just 0904.

Find the commodity in the commodity tree



Review the commodity. You also have the option in IPAFFS to add another commodity by clicking Yes, however this is not used very often.

Click on **Save and continue** when complete.

Description of the goods

Commodity

| Commodity code | Description |
|----------------|-------------|
| 0904220019 | Other |

Do you want to add another commodity?

You can only add another commodity if it has the same country of origin. If not, create a separate notification.

- Yes
- No

Save and continue

Select the main reason for importing the consignment – **Internal market** or **Non-internal market**.

Click on **Save and continue**.

Traders with goods intended for Northern Ireland will need to select ‘Non-internal market’

About the consignment

What is the main reason for importing the consignment?

- Internal market**
The consignment is intended for sale or use in Great Britain (England, Scotland or Wales).
- Non-internal market**
The consignment is not intended for sale or use in Great Britain and will be exported to another country.

Save and continue

You are now presented with a list of items requiring completion.

About the consignment will have the status 'Started' – this relates to the information you have entered so far

Notification Hub

These sections can be completed in any order. You can save your progress and return at any time.

About the consignment

[Origin of the import](#) STARTED

[Main reason for importing the consignment](#) STARTED

Description of the goods

[Commodity](#) TO DO

[Additional details](#) TO DO

Description of the goods

Description of the goods

[Commodity](#) TO DO

[Additional details](#) TO DO

Click on **Commodity** and enter the **Net weight, Number of packages** and select the **Type of package** from the dropdown list. You will need to do this for each commodity if multiple were added.

After this click '**Update total**'.

Click on **Save and continue** when complete.

Description of the goods

Commodity

Commodities

| Commodity code | Description |
|----------------|-------------|
| 0904220019 | Other |

[Add commodity](#)

Other

| Net weight (kg/units) | Number of packages | Type of package |
|-----------------------|----------------------|------------------------|
| <input type="text"/> | <input type="text"/> | Select type of package |

Subtotal 0

Total for this consignment

Net weight (kg/units) 0

Number of packages 0

[Update total](#)

Populate the **Total gross weight (kg/units)**.

Click on **Save and continue** when complete.

Total gross weight (kg/units)

[Save and return to hub](#)

[Save and continue](#)

Additional details

Select one option under **Commodity intended for** and select one option under **Temperature**.

Note: '**Further process**' only applies when a consignment is being imported for further processing to reduce known contamination at an approved establishment in GB.

Click on **Save and continue** when complete.

Description of the goods

Additional details

Commodity intended for

You'll find this on the health or phytosanitary certificate (also known as the 'official certificate') if you have one.

- Feedingstuff
- Further process
- Human consumption
- Other

Temperature

- Ambient
- Chilled
- Frozen

Save and return to hub

Save and continue

Documents

Under **Accompanying documents**, you must record the document reference number and date of issue of any accompanying documentation (e.g. Health certificate)

Select document type from the drop-down list – if there is a health certificate this should always be listed here. If there isn't a health certificate record the


Documents

Accompanying documents

Upload any required documents, for example:

- if applicable, a health or phytosanitary certificate (also known as the 'official certificate') and laboratory sample results
- transport documents, such as a road consignment (CMR) note or air, sea or rail waybills
- commercial documents, such as bill of lading, invoice and packing list

Showing 0 additional documents

| Document type | Document reference | Date of issue | Attachments |
|---------------|----------------------|--|--|
| | | Day Month Year | |
| Select docu | <input type="text"/> | <input type="text"/> <input type="text"/> <input type="text"/> |  Add attachment |

[Add a document](#)

Save and return to hub


Save and continue

Upload the accompanying documents – for CHEDDs upload the following documents:


- Health certificate (if applicable)
- Laboratory test results (if applicable)
- Commercial invoice

| | |
|--|---|
| <p>Commercial invoice here.</p> <p>Once all the details and documents have been added then click on Save and continue</p> | <ul style="list-style-type: none"> • Packing list • Bill of lading (deep sea arrivals) or CMR (ferry arrivals) – if the CMR does not have a reference number then it is acceptable to simply put CMR. • Other (e.g. CDS entry to prove commodity code) |
|--|---|

Traders

| | |
|---|--|
| <p>Addresses</p> <p>Add the required information to the following sections:</p> <ul style="list-style-type: none"> • Consignor or exporter • Consignee • Importer • Place of destination | <p>Traders</p> <h3>Addresses</h3> <p>Consignor or exporter</p> <p>This is the sender of the consignment.</p> <p>Add a consignor or exporter</p> <p>Consignee</p> <p>This is the receiver or buyer of the consignment being shipped or transported.</p> <p>Add a consignee</p> <p>Importer</p> <p>This is usually the same as the consignee. You can select a different person if needed.</p> <p>Add an importer</p> <p>Place of destination</p> <p> Providing a false address is an act of fraud.</p> <p>This is where the consignment will be sent for final unloading, and must be in Great Britain. If this is not the same as the consignee or importer, select a different address.</p> <p>Add a place of destination</p> |
|---|--|

| <p>Click on the blue hyperlink Add a consignor or exporter</p> <p>Search by Name, Address or Country or click the blue hyperlink 'Select' to choose a consignor/exporter that is already listed.</p> <p>If not on the system, click the blue hyperlink to Create a new consignor or exporter at the bottom of the page.</p> | <p>Traders</p> <h3>Search for an existing consignor or exporter</h3> <div style="border: 1px solid #ccc; padding: 10px; margin-bottom: 10px;"> <p>Search</p> <p>Name <input type="text"/> Address <input type="text"/> Country <input type="text" value="Select country"/></p> <p><input type="button" value="Search"/></p> </div> <table border="1"> <thead> <tr> <th>Name</th> <th>Address</th> <th>Country</th> <th></th> </tr> </thead> <tbody> <tr> <td>Rosalia Dragonetti</td> <td>Ceres Gida Sanayi Ve Ticaret, Zafer Sb. mah Cinar Sk. No10 Aegean Freezone, Gaziemir, Izmir, 35410</td> <td>Turkey</td> <td>View Select</td> </tr> <tr> <td>GOLDEN LINE BUSINESS CO.LTD</td> <td>88/8 NAWAMIN RD, NUANCHAN, BUENGGKUM DISTRICT., BANGKOK, 10230</td> <td>Thailand</td> <td>View Select</td> </tr> </tbody> </table> <p style="text-align: center;">Create a new consignor or exporter</p> | Name | Address | Country | | Rosalia Dragonetti | Ceres Gida Sanayi Ve Ticaret, Zafer Sb. mah Cinar Sk. No10 Aegean Freezone, Gaziemir, Izmir, 35410 | Turkey | View Select | GOLDEN LINE BUSINESS CO.LTD | 88/8 NAWAMIN RD, NUANCHAN, BUENGGKUM DISTRICT., BANGKOK, 10230 | Thailand | View Select |
|---|---|----------|---|---------|--|--------------------|--|--------|---|-----------------------------|--|----------|---|
| Name | Address | Country | | | | | | | | | | | |
| Rosalia Dragonetti | Ceres Gida Sanayi Ve Ticaret, Zafer Sb. mah Cinar Sk. No10 Aegean Freezone, Gaziemir, Izmir, 35410 | Turkey | View Select | | | | | | | | | | |
| GOLDEN LINE BUSINESS CO.LTD | 88/8 NAWAMIN RD, NUANCHAN, BUENGGKUM DISTRICT., BANGKOK, 10230 | Thailand | View Select | | | | | | | | | | |

| | |
|---|---|
| <p>Click on the blue hyperlink Add a consignee</p> <p>Search by Name, Address or Country or click the blue hyperlink 'Select' to choose a consignee that is already listed.</p> <p>If not on the system, click the blue hyperlink to Create a new consignee at the bottom of the page.</p> | <p>Traders</p> <p>Search for an existing consignee</p> <div data-bbox="526 432 1212 591"> <p>Search</p> <p>Name <input type="text"/> Address <input type="text"/> Country <input type="text" value="Select country"/></p> <p><input type="button" value="Search"/></p> </div> <p>Create a new consignee</p> |
| <p>Importer – can be the 'same as consignee' or you can 'Add an importer'. Click on the lost appropriate blue hyperlink.</p> | <p>Importer</p> <p>This is usually the same as the consignee. You can select a different person if needed.</p> <p>Same as consignee Add an importer</p> |
| <p>Place of destination – can be the 'same as consignee' or you can 'Add a place of destination'. Click on the lost appropriate blue hyperlink.</p> <p>Ensure the address entered here is an appropriate address for food/feed to be delivered to.</p> <p>Click on Save and continue when complete.</p> | <p>Place of destination</p> <p> Providing a false address is an act of fraud.</p> <p>This is where the consignment will be sent for final unloading, and must be in Great Britain. If this is not the same as the consignee or importer, select a different address.</p> <p>Same as consignee Add a place of destination</p> <div data-bbox="531 1426 858 1458"> <p><input type="button" value="Save and return to hub"/> <input type="button" value="Save and continue"/></p> </div> |
| <p>Transport</p> <p>Transport to the port of entry</p> | |
| | |

| | |
|---|--|
| <p>Port of entry Felixstowe (GBFXT) or Harwich (GBHRW)</p> | <p>Port of entry</p> <input type="text"/> |
| <p>Means of transport to port of entry</p> <p>Select 'Vessel' for all consignments arriving at Felixstowe and Harwich (we used to accept 'Road vehicle' for ferry arrivals but this has changed).</p> | <p>Means of transport to port of entry</p> <input type="text" value="Select means of transport to port of entry"/> <p>Means of transport to port of entry</p> <input type="text" value="Vessel"/> |
| <p>Transport identification</p> <p>For consignment arriving on a container ship: Name of the ship the container is arriving on.</p> <p>For consignments arriving on a ferry: Name of the ferry and road vehicle registration number the goods are arriving in. You can also enter the trailer number in addition to the truck registration number.</p> | <p>Transport identification</p> <p>To identify the means of transport, enter (one of the following):</p> <ul style="list-style-type: none"> • flight number • train number • road vehicle registration number • vessel name (for ferries, also the road vehicle registration number) <input type="text"/> |
| <p>Are any road trailers or shipping containers being used to transport the consignment?</p> <p>The answer will always be 'Yes'.</p> | <p>Enter the:</p> <ul style="list-style-type: none"> • Container number(s), if applicable • Trailer and truck number, if applicable • Seal number(s), if applicable – if an Official seal has been applied by the competent authority tick the 'Official seal' box |


| | |
|--|---|
| | <p>Are any road trailers or shipping containers being used to transport the consignment?</p> <p>Provide details of all road trailers and containers or your consignment may be delayed. You may need to contact your haulier for this.</p> <p><input checked="" type="radio"/> Yes</p> <p>Container or trailer number Enter the container identification number, or the trailer registration number or number plate.</p> <input type="text"/> <p>Seal number Enter the seal number on the official certificate or any other seal mentioned in the accompanying documents.</p> <input type="text"/> <p>Official seal An official seal is affixed under the supervision of the competent authority issuing the certificate.</p> <input type="checkbox"/> <p>Add another container or trailer</p> <p><input type="radio"/> No</p> |
| <p>Transport document reference</p> <p>For consignment arriving on a container ship: add the bill of lading reference number</p> <p>For consignments arriving on a ferry: add the 8-digit ferry booking reference.</p> | <p>Transport document reference</p> <p>Enter the reference number on the air waybill, bill of lading, sea waybill, road consignment note (CMR) or other transport document.</p> <input type="text"/> <p>New requirement: The 8-digit ferry booking reference helps us identify the consignment on the ferry manifest.</p> |
| <p>Estimated arrival at port of entry</p> <p>It is essential that the 'Estimated arrival at port of entry' section is completed as accurately as possible to assist with processing consignments, especially those arriving on ferries.</p> | <p>For arrivals on a ferry: please ensure you state one the times below as appropriate for the port of entry – Felixstowe or Harwich.</p> <p>Felixstowe ferry arrivals are at 04:00, 15:00 or 22:00.</p> <p>Harwich ferry arrivals are at 04:00 (from Europoort), 05:15 (from Hook of Holland), 18:30 (from Europoort), 19:45 (from Hook of Holland)</p> |

Click on **Save and continue** when complete.

Estimated arrival at port of entry

For example, 27 3 2023

Day Month Year

Enter the time using 24 hour format, for example, 14 50.
If you are unsure of the exact time:

- Avoid using times on the hour, for example, 00 00
- For non-GVMS route, update the time when you know the time of arrival.

Hour Minutes

Goods movement services

Transport

Are you using the Common Transit Convention (CTC) to move goods between countries?

Tick one answer – if yes, please provide the MRN which has been supplied by NCTS.

Will the transport use the Goods Vehicle Movement Service (GVMS)?

Tick one answer.

Click on **Save and continue** when complete.

Transport

Goods movement services

Are you using the Common Transit Convention (CTC) to move goods between countries?

If yes, you must provide the Movement Reference Number (MRN) that will have been generated by NCTS.

- Yes – add MRN now
- Yes – add MRN later
- No

[▶ What is the CTC?](#)

Will the transport use the Goods Vehicle Movement Service (GVMS)?

- Yes
- No

[▶ What is the GVMS?](#)

[Save and return to hub](#)

[Save and continue](#)

Contacts

Contact details

Add your full contact details. Please ensure they are correct.

Click on **Save and continue** when complete.

Contacts

Contact details

These are the details we have for you. Make sure they are up to date.

We will use these details if your consignment is chosen for inspection.

Name

Email address

Mobile number

Save and return to hub

Save and continue

Nominated contacts (optional)

Adding other nominated contacts is optional. If adding, please add their name, email address and mobile telephone number.

Click on **Save and continue** when complete.

Contacts

Nominated contacts (optional)

Nominate up to 5 contacts. They will be notified if your consignment is chosen for inspection.

| Name | Email address | Mobile number |
|----------------------|----------------------|----------------------|
| <input type="text"/> | <input type="text"/> | <input type="text"/> |

[Remove](#)

[Add another person](#)

Save and return to hub

Save and continue

Contact address for consignment

Click on the correct address

Click on **Save and continue** when complete.

Contacts

Contact address for consignment

This is the contact address of the person responsible for the consignment from when it enters Great Britain until authorities complete their checks.

Select an address

If the correct address is not shown, [add a new branch address](#), then return to this page.

Save and return to hub

Save and continue

Review your notification

You can now review your notification.

Update the answer to any question by clicking the blue hyperlink [Change](#).

Amend the information and then click 'Save and review'.

You can do this for each answer you wish to update.

Click on **Save and continue** when complete.

Review your notification

Last updated 23 July 2025, 14:29
by Brenda McRory

Not Submitted

| | | |
|--|-----------------------|----------------------|
| CHED reference | DRAFT.GB.2025.6339538 | Copy |
| Reference for your customs declaration | GBCHD2025.6339538 | Copy |
| Customs document code | C678 | Copy |

! You must use the correct reference and code on the customs declaration or your consignment will be delayed.

About the consignment

| | | |
|---|-------------------------------------|------------------------|
| Import type | High risk food of non-animal origin | |
| Country of origin | India | Change |
| Country from where consigned | India | |
| Consignment reference number | | |
| Main reason for importing the consignment | For internal market | Change |

Description of the goods

| | | | |
|--------------------|----------------|--------------|------------------------|
| Commodity code | 0904220090 | | Change |
| Net weight | Packages | Package type | |
| 20000 kg/units | 1000 | Bag | |
| Total net weight | 20000 kg/units | | |
| Total packages | 1000 | | |
| Total gross weight | 21000 kg/units | | |

Additional details [Change](#)

| | |
|------------------------|-------------------|
| Commodity intended for | Human consumption |
| Temperature | Ambient |

Declaration

Read the declaration, and when you are ready, click **Submit notification**.

All legal notices will be served on the company agreeing to the declaration (the company in Box I.8)

Declaration

I, the undersigned operator responsible for the consignment detailed above, certify that to the best of my knowledge and belief the statements made in Part I of this document are true and complete, and I agree to comply with the requirements of assimilated Regulation 2017/625 on official controls, including payment for official controls, as well as for re-dispatching consignments, quarantine or isolation of consignments, or costs of destruction and disposal where necessary.

Date of declaration: 23 July 2025

[Submit notification](#)

All CHED-D submissions will appear as the below screenshot – **this is not correct**. IPAFFS functionality for selecting consignments on a CHED-D for physical checks has not yet been switched on.

It will be the decision of the Port Health Authority at the time of carrying out the documentary check to decide if the consignment will be released without an inspection.



| | | |
|--|-----------------------|----------------------|
| CHED reference | CHEDD.GB.2025.6339538 | Copy |
| Reference for your customs declaration | GBCHD2025.6339538 | Copy |
| Customs document code | C678 | Copy |

! You must use the correct reference and code on the customs declaration or your consignment will be delayed.

What you need to do

Tell the haulier that this consignment does not need an inspection.

Initial risk assessments can change.

What happens next

An inspector may update the risk assessment.

If the risk assessment changes, IPAFFS will notify you and any nominated contacts by text message or email.

How to view or amend this notification

You can view or amend this notification from your dashboard.

[Return to your dashboard](#)

[Create a new notification](#)

Searching for the CHED-D in IPAFFS

Open the Dashboard. You can search on the CHED reference from here.

Your import notifications

[Create a new notification](#)

[Clone a certificate](#)

My alerts

- There are no alerts at this time

Search notifications by

Keywords or notification number

For example: reference, destination, consignor, transporter, documents

CHEDD.GB.2025.6339538

Commodity

Code or description

BCP or POE

All

Status

All

Country of origin

All

Consignee / Importer

Notification type

All

Microchip number (CHED-A only)

Arrival / Import date range

[Today](#)

[Tomorrow](#)

[Next seven days](#)

[Clear date range](#)

Start date range

Day

Month

Year



End date range

Day

Month

Year



[Search](#)

[Clear](#)

Results will appear. Each result comes with various options:

- Copy as new
- View details
- Amend
- Show notification

1 result

Sort by:

[Update sort](#)

Reference number

CHEDD.GB.2025.6339538

Commodity

0904220090

Arrival at BCP or POE

24 July 2025

CHED status

NEW

Consignee

Community Foods Ltd

Consignor

Sami Spices and Herbs PVT LTD

Origin

India

[Copy as new](#) [View details](#) [Amend](#) [Show notification](#)

'View details' will allow you to delete the CHED-D if required.

Get help

If you need technical help with IPAFFS:

- call the Animal and Plant Health Agency (APHA) helpline on 0330 041 6999
- email APHAServiceDesk@apha.gov.uk

If you need help to complete import notifications for HRFNAO, email imported.food@food.gov.uk

DEFRA advice

Common Health Entry Documents

What is a CHED?

A Common health entry document (CHED):

- Is a notification of imports of food, feed, live animals, and some plants and plant products to authorities in Great Britain (GB)
- Is submitted in advance of goods arriving in GB
- supports biosecurity (through checks at the border for some goods) and the traceability of foodstuffs

CHED reference numbers are also provided in customs import declarations. Underlying systems provide the ability for CDS to check the outcome of SPS checks at the border before releasing goods from a customs hold.

It's important to follow good CHED practice

Checking the CHED carefully before submission will help to:

- ✓ Limit contact with GB authorities - goods only called into the Border Control Post for checks when required for biosecurity, rather than errors in the CHED.
- ✓ Reduce error messages appearing in IPAFFS & CDS.

Good practice to reduce processing delays

1. When providing a delivery address/place of destination for an address in Great Britain, select:

‘United Kingdom of Great Britain and Northern Ireland’
+ country within GB from the drop-down country list.

Important: The incorrect country provided for a GB address may result in unnecessary contact with the authorities. Please double check the correct country has been provided on all addresses before submitting the CHED.

2. Keep the CHED up to date:

- Include the Goods Movement Reference (for GVMS enabled carriers) and Vehicle Registration Number where known.
- Update the estimated arrival time if travel times change and where GVMS is not used.

To update the CHED, first check the CHED status in the dashboard.

- If CHED status = Draft or New, you can change it yourself by clicking ‘Amend’
- If CHED status = In Progress, request PHA to set the CHED status to Amend so that you can change it.

3. If you are using bilingual keyboards (ie Polish/English) or copying and pasting information into the CHED from another document such as the transport documents, replace original language characters with the UK English equivalent characters:

L instead of Ł o instead of ó z instead of ź

4. For bulk upload of commodities check carefully before CHED submission:

- Commodity codes
- Weights or quantities

Check this information matches the customs declaration in CDS. Also check CHED reference is provided in the correct format in the customs declaration – you can copy and paste it from IPAFFS after you've submitted the CHED.

How to fix errors in your CHED after submission

Always check the CHED carefully before you submit it. However we understand that businesses and agents are often working at speed and errors happen.

If you identify an error after you've submitted the CHED, first check the CHED status in the dashboard.

- If CHED status = Draft or New, you can change it yourself by clicking 'Amend'
- If CHED status = In Progress, request PHA/APHA to set the CHED status to Amend so that you can change it.
- If the CHED status is VALID but you are still seeing error messages, identify the mistake and contact the Port Health Authority to amend or replace the CHED with a corrected version.
- If you have created a completely new CHED to replace one you've previously submitted, remember to also replace the CHED reference number in the customs declaration.

Estimated Time of Arrival (ETA) in CHEDs

- Up to 76% of traders are using generic times like 00:00, 06:00, or "on the hour" for estimated arrival times (ETAs) in their CHEDs, even if the actual estimated time is, for example, 06:15.
- We understand this is often because businesses and agents are submitting multiple CHEDS at speed. But using these generic estimated arrival times may actually cause a delay in processing these CHEDs and also means that PHAs and APHA may not have an accurate, timely view of goods coming through the point of entry, making it challenging to anticipate inspection needs.
- Traders are therefore strongly encouraged to provide more specific ETAs in CHEDs, such as 06:15 or 06:20 in order to avoid potential delays in processing the CHED.

Health certificates

If you or your agent uploads and attaches a scanned copy of a paper health certificate to the Common Health Entry Document (CHED) on IPAFFS and submits it, you will be required to present the original paper certificate to the Port Health Authority (PHA) or local authority (LA) at the Border Control Post (BCP) in advance of the consignment's arrival into GB, or upon the consignment's arrival in GB if advised to do so by the PHA/LA.

Please note: if the original paper certificate is not available for checks on entry into GB, the consignment may be held until the original paper certificate is provided to the PHA/LA at the BCP.

Online information

| | |
|---|---|
| IPAFFS | https://www.gov.uk/guidance/import-of-products-animals-food-and-feed-system |
| Importing live animals, animal products and high-risk food and feed of non-animal origin from non-EU countries to Great Britain | https://www.gov.uk/guidance/importing-live-animals-or-animal-products-from-non-eu-countries |
| Import high-risk food and feed of non-animal origin from the EU to Great Britain | https://www.gov.uk/guidance/import-high-risk-food-and-feed-not-of-animal-origin-from-the-eu-to-great-britain |
| Importing high-risk food and feed of non-animal origin (HRFNAO) into Great Britain | https://www.food.gov.uk/business-guidance/importing-high-risk-food-and-feed-of-non-animal-origin-hrfnao-into-great-britain |
| High-risk food and feed not of animal origin (HRFNAO): model health certificates | https://www.gov.uk/government/publications/high-risk-food-and-feed-not-of-animal-origin-hrfnao-health-certificates |